

Shutesbury Recycling Almanac




*A Reference Guide to Recycling
& Solid Waste Management*

YOUR PART IN THE RECYCLING LOOP

The recycle symbol has three chasing arrows, each representing a step in the recycling process.

- ▶ The *first step* is putting recyclable materials out in your curbside recycling bin or taking them to a recycling center.
- ▶ The *second step* is the manufacturing process, the use of recyclable materials to make products that will be sold as new consumer goods.
- ▶ The *third step* is your purchase of products made with recycled content. When you buy recycled, you complete the recycling loop — you “Close the Loop.”



Why recycle?

Recycling saves trees, water, energy — and reduces mining waste, water use, and air pollution. Recycling reduces trash and the consumption of new raw materials by adding new value to used materials.

As a consumer, how do I “buy recycled”?

When you shop, read labels carefully and look for the highest percentage of “post consumer recycled content” in the product and/or its packaging. There is a long list of buy-recycled or Environmentally Preferable Products that you may not even have thought about. Just read the labels!

What are the economic benefits of buying items with recycled content?

Each year in Massachusetts, 173 companies collectively process an estimated 3.7 million tons of recycled material that would otherwise enter the waste stream. Nationwide, recycling industries generate millions of dollars in product value — and in Massachusetts directly support more than 19,000 jobs.



Your Recycling Coordinator and Recycling and Solid Waste Committee have worked hard to keep abreast of the best waste management options available — spelled out here in the pages that follow.

We hope you find this Almanac useful as you participate in the Recycling Loop.

Gary Bernhard, Chair

Roger Cartwright, Recycling Coordinator

Karen Czerwonka, Nancy Dihlmann, Ron Essig, Gail Fleischaker, Meryl Mandell,
Steve Rice, Christine Vlach, Paul Vlach

Shutesbury Recycling Almanac

Table of Contents

Recycling and Solid Waste System Overview	
Baseline Services and Supplies	2
Disposal Bans and Compliance Options	4
Summary of Disposal Options	5
Curbside Solid Waste Guidelines	
Weekly Trash Guidelines	6
If Your Trash Is Not Picked Up	7
Weekly Recycling Guidelines	8
Paper	9
Containers	10
Plastics	11
Household Hazardous Waste (HHW)	
Disposal of Household Hazardous Waste Materials	13
Disposal of Paints and Aerosols	15
Table: HHW Materials (Centerfold)	16
Disposal of Cell Phones	18
Disposal of TVs and CRTs	19
Bulky Waste Day (BWD)	20
FAQs — Frequently Asked Questions	23
Composting	26
Safer Alternatives for Toxic Products	28
Junk Mail	30
Shutesbury Trash Disposal and Recycling Bylaw	31
History of Shutesbury’s Recycling Program	32

*Produced by the Recycling and Solid Waste Committee
Town Hall, Shutesbury, MA 01072
www.shutesbury.org*

RECYCLING AND SOLID WASTE SYSTEM OVERVIEW

Recycling is mandatory in Shutesbury. More importantly, it reflects a common goal. A recent Town survey showed consistently strong support for *recycling* and for making it convenient to every household. Reducing the amount of *solid waste* or *trash* that we generate is an equally important goal.

Our system is set up to accommodate and encourage both components of an effective solid waste management system. It consists of curbside collection of recyclables, Pay As You Throw (PAYT) curbside collection of trash, disposal of bulky waste items at two Shutesbury collection days each year, a drop-off program for rechargeable batteries and fluorescent light bulbs at Town Hall, and, by agreement with Amherst Dep't of Public Works, disposal of household hazardous waste materials at the Amherst Household Hazardous Waste Collection Day each Fall.



BASELINE SERVICES AND SUPPLIES

In order to assist residents in recycling, the Town buys curbside “set out” boxes which it re-sells to residents at a subsidized cost. These set-out boxes are commonly known as “blue boxes” (although there are also green ones).

Pay As You Throw (PAYT) is a system in which residents pay for the quantity of trash they dispose of rather than paying a fixed fee per household. Shutesbury provides up to 50 Town trash bags to each household per year.

Weekly pickup, hauling, and recycling or disposal of solid waste materials is built into the Town budget, funded primarily by property taxes. Historically, the Town of Shutesbury has always provided this municipal service — and retained Town support of basic trash service when we moved to a Pay-As-You-Throw system.

PAY AS YOU THROW (PAYT) SYSTEM

Pay As You Throw (PAYT) is a nationwide concept, with about 125 Massachusetts communities using full or partial PAYT systems as of January 2008. Our system provides up to 50 Town trash bags to each household per year, distributed by Recycling and Solid Waste Committee volunteers at scheduled events beginning at the Annual Town Meeting in May and continuing through June (see distribution schedule posted at the Shutesbury website www.shutesbury.org/).

Most households use no more than 50 fifty bags each year, and many residents have found that they need even fewer. Those who initially take fewer than 50 bags but later find that they need more can obtain the rest of their allotment in the same distribution year as needed.

Those who use more than the 50 baseline bags must cover their own disposal costs by buying more bags as they need them. This is the basic tenet of the PAYT system. Bags are available in packs of 10 for \$20 at Town Hall, the Library, and the Leverett Village Co-op. We want to thank the Co-op for providing this service at no cost to the town. Large-volume users may recycle less or have larger families, which means more food, more clothing, and more expense to get rid of their trash. But there are large families in town who still use only 50 bags by utilizing different disposal strategies. Recycling and Solid Waste Committee members are available upon request to help your household become more efficient and produce lower trash volume.

WEEKLY CURBSIDE COLLECTION



Household trash and items for recycling are picked up at curbside every week. Residents place their **trash** in yellow "Town of Shutesbury" bags at the end of their driveways by 7:00 a.m. each Wednesday morning where they are collected by a hauler contracted by the Town.

Items for **recycling** are picked up at the same time, alternating weekly between paper-based material and (glass, plastic, metal, and waxed-carton) containers.

DISPOSAL BANS AND COMPLIANCE OPTIONS

State regulations (310 CMR 19.017) prohibit hazardous waste materials from landfills or combustion facilities, including these common household items: lead-acid (e.g., car) batteries; items containing mercury; white goods (appliances); Cathode Ray Tubes (computer monitors, TVs, etc.); leaves and yard waste; recyclable paper and containers (glass, metal, and plastic).

Shutesbury provides several options for complying with the State bans. Large banned items (and non-banned items too large for your weekly trash) can be brought to Bulky Waste Day (BWD), hosted by the Town each spring and fall. By agreement with the City of Amherst, Shutesbury residents' household hazardous waste materials can be disposed of at Amherst's Household Hazardous Waste Collection Day; small items containing mercury and/or other toxic metals can be dropped off at Town Hall at any time during office hours. Yard waste is not acceptable in any Shutesbury collection and should be composted.

HOUSEHOLD HAZARDOUS WASTE

Household hazardous waste (HHW) includes a variety of toxic substances and products, chiefly chemicals, herbicides, and pesticides. These materials can be disposed of at the Household Hazardous Waste Collection Day hosted by Amherst at its Transfer Station on Belchertown Road (Route 9) each Fall.



Tips and other options for compliance

- ▶ Disposal of appliances at Bulky Waste Days will incur a small fee. It's simpler and cheaper to have old appliances taken back as new ones are delivered.
- ▶ The town does not collect lead-acid batteries, but those who sell them also take them back.
- ▶ Items can be put out at curbside with a "free" sign year 'round. The week before each Spring and Fall BWD is designated "Roadside Swap Week" to encourage items' finding a second home.
- ▶ The town does not subsidize disposal of large volume of materials from a housing move, demolition, or remodeling. You need to make arrangements with an outside vendor for disposal of such materials.

SUMMARY OF DISPOSAL OPTIONS

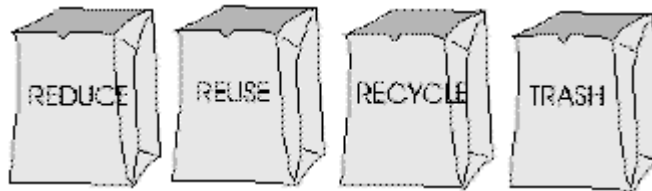
material	for details, go to	means of disposal
Trash	p. 6	weekly curbside collection
Recyclables		
Paper products	p. 9	bi-weekly curbside collection
Containers	p. 10	bi-weekly curbside collection
Household hazardous waste		
Batteries, CFLs, etc.	p. 13	Town Hall (office hrs any time)
Chemical, pesticides, etc.	p. 14	HHW Collection Day [Amherst Transfer Station]
Bulky waste	p. 20	Bulky Waste Days [Shutesbury Highway Dep't]

WHERE IT ALL GOES

Our **trash bags** go to Covanta Energy's waste-to-energy facility in Agawam, also known as the Pioneer Valley Resource Recovery Facility. Waste is combusted at furnace temperatures above 1800° F and reduced to an inert ash that is approximately 10% of its original volume. The steam produced is sent to a turbine generator where it is converted into electricity, most of which is directed to the power grid.

Recyclables picked up each week are taken to the Materials Recycling Facility (MRF) in Springfield. Recyclable mixed *paper* is hauled to a paper mill for recycling. Recyclable *containers* are sorted by type of material (aluminum, plastic, glass, etc.), then baled or crushed and hauled to different companies for use in the manufacture of new products.

From our Bulky Waste Days, **metal materials** go to a metal recycler, **bulky items** go to the Covanta Energy facility, and **electronics** go to various processing facilities where they are safely recycled.



CURBSIDE SOLID WASTE GUIDELINES

Curbside recycling of paper and containers is mandatory in Shutesbury. Trash and recyclables must be at the roadside by 7:00 am each Wednesday to assure pickup. The hauler routes two trucks in tandem through Town each week. One picks up recyclables and the other picks up trash bags, sometimes consolidating trash bags at a common collection point so the second truck has fewer stops.

Curbside collection schedules may be obtained at Town Hall and are online at www.shutesbury.org.

If you have questions or comments, please contact the Town Administrator at 259-1214 or email the Recycling Coordinator at recycling@shutesbury.org.

WEEKLY TRASH GUIDELINES

- ▶ All trash must be placed within a closed Town of Shutesbury bag. Unsealed bags will be rejected. Bags left open or hooked untied over the edge of your barrel on trash days will not be picked up.
- ▶ More than one trash bag may be put out, and tied bags may be placed inside a barrel to prevent raiding by animals. Items not in Town bags will not be picked up.
- ▶ Standard-size car and passenger truck tires with no rim can be left out for pickup as long as one Town trash bag is tied onto the tire.
- ▶ If your trash bags are damaged by dogs or other animals, you must clean up the mess or the bags won't be picked up. If a bag that's been moved to a common collection point gets attacked, the hauler is responsible. Report dog problems at 259-2123 or 259-1214.
- ▶ Bags weighing more than 35 pounds or containing yard waste, construction debris (sheetrock, brick, concrete, plaster, shingles), or hazardous waste materials will be rejected.
- ▶ Trash bags containing recyclables will be rejected.



*Incinerating 10,000 tons of waste creates one job, land-filling the same amount creates six jobs, and recycling the same 10,000 tons creates **36 jobs!***

IF YOUR TRASH IS NOT PICKED UP

If you have a problem with your pickup, or your trash was rejected and you do not know why, please call the Town Administrator at 259-1214 so the problem can be addressed directly. You may also email this information to townadmin@shutesbury.org

Here are some of the most common reasons that trash is not picked up. Please review them before calling Town Hall.

- ▶ Materials were not out at curbside by the time the haulers made their run.
- ▶ Materials were located too far from edge of road. (All items must be at curbside, accessible to the driver's reach within a few steps.)
- ▶ Trash was not tied securely within Shutesbury trash bags. (Bags cannot be untied, left open over the edges of barrels, have items protruding, etc.)
- ▶ Weight of the filled trash bag was over 35 pounds. (Bags are not able to support heavy contents such as cat litter, for example).
- ▶ Trash was scattered by animals prior to hauler's arrival.
- ▶ Trash contains yard waste or leaves.
- ▶ Trash contains recyclables, hazardous materials, or items banned from landfills by the Massachusetts DEP.

NOTE: *Under no circumstance will the following items be picked up at curbside:* bulky waste, car batteries, tree stumps, yard waste or leaves, refrigerators, stoves, sinks or other white goods, gasoline, oil, dead animals, computers, TVs, stereos, furniture, lead-based paints, pesticides, solvents or any hazardous waste, construction or demolition material (sheetrock, brick, concrete, plaster, shingles).

Did you know . . . ?

The best way to close a trash bag securely is to tie the corners across the bag in a double knot. (A twist tie can break or pop off when the haulers pick up your trash.)

WEEKLY RECYCLING GUIDELINES:

- ▶ You may use any solid container for your recyclables. Recycling set-out bins are available at Town Hall **at a subsidized price**. You can also use a trash barrel for your recyclables. Fitted with lids, these offer more volume as well as protection against windy day blowout and rain or snow contamination.
- ▶ If you use closed or solid-walled containers other than the official set-out containers, you must mark them so they are identifiable from a distance. Spray paint or use markers to place a large “R” on three sides of a barrel or four sides of a box.
- ▶ Paper and cardboard recyclables are best placed at curbside in solid containers. However, paper bags or cardboard boxes are allowed as disposal containers. Plastic bags are NOT allowed. (Recyclables put out in plastic bags will be rejected.)
- ▶ Cardboard must be flattened and larger pieces folded or cut to less than 4 feet in length to fit through the 3-foot-square truck opening. (Cardboard that is not flattened or is not folded to four feet or less will be rejected.)
- ▶ Recyclables containing trash will be rejected.



PAPER

Shutesbury's list of paper acceptable for recycling is based on what the MRF accepts. The list is posted on the Town website shutesbury.org/recycling and at the MRF website springfieldmrf.org.

The following items may be included in the paper recycling collection:

- ▶ Newspapers (with inserts)
- ▶ Magazines and catalogs (staples are okay)
- ▶ Junk mail (stick-on labels and plastic windows are okay)
[remove plastic wrappings]
- ▶ Paper bags
- ▶ White and colored office paper, computer paper
- ▶ Shredded paper [put in paper bag]
- ▶ Corrugated cardboard [flatten; fold or cut to less than 4 feet in any dimension, remove tape & string]
- ▶ Phone books and paperback books [remove book covers and put in the trash]
- ▶ Tubes from rolls of toilet paper and paper towel (but not paper towels!)
- ▶ Boxboard: cereal, cracker, shoe boxes, etc. [remove plastic liners; paper liners are okay]
- ▶ *Clean* pizza boxes (no grease or food) [turn box inside out]



The following items may NOT be included in the paper recycling collection:

- ▶ Soda or beer holders/cartons: these are made from previously recycled paper.
- ▶ Waxed paper or cardboard (for example, frozen food boxes, take-out containers, butter/margarine boxes, detergent boxes)
- ▶ Paper towels or tissues
- ▶ Paper plates or cups
- ▶ Photographs
- ▶ Padded mailing envelopes
- ▶ Dirty pizza boxes, egg cartons, or gift wrapping paper: these have food or clay coatings which contaminate machinery — or have been previously recycled, making them unmarketable.

CONTAINERS

Shutesbury's list of containers acceptable for recycling is based on what the MRF accepts. The list is posted on the Town website shutesbury.org/recycling and at the MRF website springfieldmrf.org.

Rinse all containers and gather them separately from paper.

The following items may be included in the container recycling collections:

- ▶ Glass bottles and jars smaller than 2 gallons (only clear, green, or brown glass; labels, lids, corks, neck rings, etc., are okay).
- ▶ Aluminum, tin, and steel cans and lids (labels are okay)
- ▶ *Clean* aluminum foil and pie pans (no grease or food)
- ▶ Drink boxes, tent-top milk & juice cartons [remove straws & caps; flatten]
- ▶ Plastic food containers smaller than 2 gallons (bottles, jars, margarine tubs, yogurt cups, microwave trays and containers [remove caps, lids, pumps and wraps])
- ▶ Detergent and personal care bottles (shampoo or liquid soap, for example; labels and detergent spouts may be left on)



The following items may NOT be included in the container recycling collections:

- ▶ Foil-wrapped beverage pouches
- ▶ Plastic bags or containers larger than 2 gals.
- ▶ Baking dishes, drinking glasses, Pyrex cookware, or ceramics
- ▶ Light bulbs, mirrors, broken glass, window or auto glass
- ▶ Paint can, aerosol can, hangers, or other metal objects
- ▶ Motor oil jugs, item that once contained chemicals, Styrofoam containers, clay or plastic flower pots

PLASTICS

WHICH PLASTICS ARE RECYCLABLE? AND WHY?

Recycling plastics can be confusing. The chasing arrows (or triangle) with a number in the center is a code that identifies the plastic resin from which a container is made. This code is used by plastic manufacturers to identify the plastic but it DOES NOT necessarily mean the plastic is recyclable.



Seven basic resin types are used to make thousands of different kinds of plastics. Dyes and other additives are added to the basic resin to give the final product a desired color, shape, and texture. These additives, along with the way that plastics are formed, impact the ability to recycle the plastic. Recycled plastics must be carefully sorted by type before they can be melted down and reformed into new products. Placing your plastics in the recycling bin is just the beginning of the long process of sorting and reprocessing in order to recycle plastics.

Recycling companies collect the plastic types that have sufficient market value to cover the costs of collection, processing, and transportation to markets. In western Massachusetts, most plastic bottles and containers meet these criteria.

Polystyrene (Styrofoam) and plastic bags cannot be recycled as they have limited markets and present haulers and processors with logistical challenges. Wind easily blows these lightweight plastics, creating litter problems; they require large amounts of storage space; and they get tangled up in the processing equipment.

Plastic containers larger than two gallons in size cannot be recycled because they do not fit through the processing equipment at the recycling facility. On the other hand, small **plastic pill bottles cannot be recycled** because they are too small and fall through the processing equipment, potentially damaging the equipment and creating a safety hazard.

WHICH PLASTICS CAN I RECYCLE?

THINK BOTTLES AND CONTAINERS . . .

- ▶ All plastic food and beverage bottles
- ▶ Most plastic food containers
- ▶ Most other plastic bottles under two gallons in size

. . . EXCEPT FOR THESE WHICH CANNOT BE RECYCLED:

- ▶ Styrofoam cups and trays and microwave trays
- ▶ Plastic flower pots
- ▶ Any bottle/jar that contained motor oil, antifreeze, pesticides, herbicides, adhesives, paints, or solvents. The residue from oil and chemicals seeps into the plastic and contaminates it.

IDEAS FOR REDUCING OR REUSING PLASTICS

- ▶ When you purchase new plants, ask your garden center about returning the plastic pots.
- ▶ Styrofoam can be tough to avoid, but not impossible. Bring your own mug with you to get hot and cold drinks. Try to avoid deli items packaged on Styrofoam trays.
- ▶ Look for products in the least amount of packaging.
- ▶ Try to reduce the need to throw away plastics. For example, use canvas shopping bags. Don't accept a bag if you don't need one.
- ▶ Some stores sell cooking oils, liquid soaps, and detergents in bulk; refill your own container.
- ▶ Reuse plastic bags for vegetables and fruits.
- ▶ Reuse plastic containers or make them into something else.
- ▶ If you must buy a plastic product, choose one made of recycled plastic: this will help strengthen markets for recycling plastics.
- ▶ Polystyrene 'peanuts' and bubble wrap can be taken to your local UPS Store.
- ▶ Foam blocks, like the packaging used to secure electronics or appliances in shipping, are called "expanded polystyrene molders" or EPS. This material is not collected in our area, but mail-in locations can be found at www.epspackaging.org/info.html.
- ▶ Some local stores will accept plastic bags for recycling. If your grocery store doesn't accept plastic bags, ask the management to start doing so.
- ▶ Many area secondhand and used books stores will accept bags for reuse. Ask your dry cleaner if it will reuse its bags.

HOUSEHOLD HAZARDOUS WASTE

GENERAL DISPOSAL GUIDELINES

Proper disposal of household hazardous waste is exceedingly important. Improper disposal can cause problems for the entire community.

- ▶ Hazardous wastes can be explosive or highly flammable. Sewers have exploded and garbage trucks have burned because flammable and reactive wastes have been carelessly discarded.
- ▶ Hazardous wastes can be corrosive. The acid from discarded auto batteries can eat away many substances.
- ▶ One of the worst ways to dispose of hazardous materials is to “just dump them down the drain.” Septic systems are not designed to handle hazardous wastes!
- ▶ Hazardous waste is not allowed in landfill where it causes pollution in the groundwater, surface water, and air.
- ▶ Hazardous waste is not allowed for incineration in a waste-to-energy facility.



DISPOSAL AT TOWN HALL

Shutesbury doesn't have its own hazardous waste recycling program, but you can bring the following hazardous items to Town Hall where they are collected and recycled in compliance with State law.

- ▶ Rechargeable (Ni-Cd), lithium, and button batteries (for watches, cameras, hearing aids, etc.)
- ▶ Depleted inkjet cartridges, unneeded cell phones
- ▶ Fluorescent light bulbs
- ▶ Wall thermostats (with mercury switches)
- ▶ Medical thermometers (with column of fluid mercury)
- ▶ Other mercury-bearing devices and materials
(As of 1999, US-made alkaline batteries no longer contain mercury and so may be discarded in your regular trash.)



DISPOSAL AT HOUSEHOLD HAZARDOUS WASTE COLLECTION DAYS

Hazardous wastes are accepted on Household Hazardous Waste Collection Day, held at the Amherst Transfer Station on Belchertown Road (Rte 9). For dates and time, see postings on the [Shutesbury Recycling website](#) or notices in the Hampshire Gazette which generally appear several weeks in advance of the event.

Amherst provides the collection service to several neighboring communities each Fall. Because proper handling and disposal of household hazardous materials are a high priority for Shutesbury, this service is underwritten by the Town (and as of the printing of this Almanac, no fee is charged to Shutesbury residents).

You must pre-register to participate in a HHW Collection Day (to give the Amherst facility some idea as to the volume of materials to be collected on that day). The "HHW Pre-Registration Form" and instructions are posted on the [Shutesbury recycling website](#). The Pre-Registration Form contains a detailed listing of materials that are (and are not) accepted at the Transfer Station. See pp. 16-17 for a tabulation of household hazardous materials with their appropriate means of disposal, *taking note of the following distinctions:*

- ▶ **Fertilizers with pesticides** are HHW, but fertilizers **without pesticides** can be thrown away in the trash.
- ▶ **Aerosol paint cans** are HHW, but **aerosol cans that are empty** or that contain non-hazardous material, such as hair spray, can be thrown away in the trash.



Tips for holding hazardous waste for next collection day

- ▶ **DO** leave products in their original containers with the label intact.
- ▶ **DO NOT mix** different chemicals for storage or transport.
- ▶ **DO NOT bury** the HHW in your backyard or an empty field.
- ▶ **DO NOT pour** liquid HHW into streams or storm drains.

DISPOSAL OF PAINTS

GENERAL GUIDELINES

- ▶ **Hazardous paint materials** include aerosol spray paint, lead and marine paint, and all oil-based stain, paint, and polyurethane. Any of these must be disposed of at a Household Hazardous Waste Collection Day.
- ▶ Latex paint and stain are **non-hazardous** materials.
- ▶ **Do NOT bring** paint to Bulky Waste Day!
- ▶ **Do NOT pour** paint into the trash or down the drain!

TO DISPOSE OF LATEX AND OIL-BASE PAINTS

- ▶ **For empty cans** of latex and oil-base paints:
 - Remove the lid and let the paint dry completely to a solid state, then place the can and lid separately in your trash.
 - Empty metal cans of latex and oil-base paints are accepted in scrap-metal at Bulky Waste Day.
- ▶ **For partially-full cans** of latex and oil-base paints:
 - Small quantities of latex and/or oil-base paint can be safely disposed of with household trash by letting paint dry in the open air until it is completely solid. Another way to dry the paint is to mix it with an absorbent material such as kitty litter or “Speedi-Dri” until it is dried solid (usually overnight).
 - Test to see that there is no liquid residue in the can — and if there is, repeat the procedure. Paint in cans must be *completely solid* or it will not be picked up.
 - Once the paint has dried completely, place the can *without the lid* in its own separate Town of Shutesbury trash bag. Place the lid separately in the (regular weekly) trash.



Tips for handling paint materials:

- ▶ Seal paint container tightly after using.
- ▶ Keep label legible.
- ▶ Store paint in a heated area to avoid freezing.
- ▶ Use all paint in the can or share what's left over with friends.

DISPOSAL OF HOUSEHOLD HAZARDOUS WASTE MATERIALS

AUTOMOTIVE PRODUCTS	<i>Lawn & Garden (cont'd)</i>	<i>Home Improv't (cont'd)</i>	<i>Household Items (cont'd)</i>	<i>Household Items (cont'd)</i>
Antifreeze ☠️	Pesticides ☠️	Solvent base ☠️	Cleaners:	Hair permanents or straightener ☠️
Auto body repair ☠️	Rodent killers ☠️	Putty, grout, caulk, glaze, spackle 🗑️	Abrasive powders 🗑️	Medications ☠️
Battery acid ☠️	Root killer ☠️	Roofing tar 🗑️	Drain 🌿	Mothballs ☠️
Brake fluid ☠️	Weed killer ☠️	Rust paint ☠️	Glass 🌿	Perfume 🌿
Car polish or wax 🗑️	HOME IMPROVEMENT	Stains ☠️	Mildew ☠️	Photographic chemicals ☠️
Carburetor cleaner ☠️	Artist's paint ☠️	Stripper ☠️	Oven ☠️	Polish:
Creosote ☠️	Concrete cleaner ☠️	Thinner ☠️	Septic tank cleaner ☠️	Copper 🗑️
Degreasers ☠️	Driveway sealer ☠️	Turpentine ☠️	Toilet 🌿 ☠️	Furniture ☠️
Gasoline, other fuels ☠️	Fiberglass resin ☠️	Varnish ☠️	Upholstery/rug ☠️	Metal ☠️
Kerosene ☠️	Glue, solvent base ☠️ 🗑️	Wood preservatives ☠️	with bleach ☠️	Nail 🗑️
Motor Oil ☠️	Glue, water base 🌿	HOUSEHOLD ITEMS	with ammonia 🌿 ☠️	Nail polish remover ☠️
Transmission fluid ☠️	Lacquer ☠️	Aerosol cans: see p. 14	Cosmetics 🗑️	Shoe 🗑️
Windshield washer ☠️ 🌿	Paint:	Ballasts 🗑️	Disinfectant ☠️	Silver 🗑️
LAWN & GARDEN	Latex & oil-base: see p. 15	Batteries:	Dry-cleaning fluid ☠️	Rubbing alcohol 🌿
Bug sprays ☠️	Lead or metal ☠️	Alkaline 🗑️	Floor care products ☠️	Rust Remover ☠️
Charcoal lighter fuel ☠️	Spray paint ☠️	Button ♻️	Light bulbs, incandescent 🗑️	Smoke detector 🗑️
Fertilizer: see p. 14	Paint remover ☠️	Lithium ♻️	Light bulbs, fluorescent ♻️	Spot remover ☠️
Fungicides, insecticides, roach & ant poison ☠️	Paintbrush cleaner ☠️	Nickel-Cadmium ♻️		
♻️ Recycle at Town Hall	🌿 Flush small amounts (1/2 cup), or pour down drain with plenty of water. Because you have a septic tank, you should exercise additional caution. Read all labels to determine if a product will damage septic tank.		☠️ Save for a Household Hazardous Waste Day [Amherst] or give to a licensed hazardous waste contractor.	🗑️ Materials can be safely disposed of in curbside trash. Be certain material is properly contained before it is put out to be picked up.

DISPOSAL OF CELL PHONES

What do you do with an old cell phone? Here are four ways to put your old phone(s) to good use.



RECYCLE IT

Bring it to Bulky Waste Day to be recycled with electronics (see *Bulky Waste Day*, p.21). Not only will you be keeping it out of the waste stream, you'll also be supporting the Shutesbury Elementary School PTO which receives a modest rebate for every cell phone brought for recycling.

RETURN IT

Many wireless carriers allow you to turn in your old cell phone. These old phones are stripped of personal data and usually sent to charities or women's shelters. Check with your carrier for more details on how to return your old phone.

SELL IT

Why not get some money for your used phone? Here are a few of the many places where you can get cash for your old phone:

[eCycle Group](#), [Green Phone](#), [Phone for Cash](#), [Sell Your Cell](#)

DONATE IT

Help a charity and get a tax deduction! Here are some organizations where you can donate your old cell phone:


[Cell Phones for Soldiers](#) is an organization started by teenagers to help soldiers overseas call home.

[The Wireless Foundation's Call to Protect](#) is an organization that collects used phones for survivors of domestic violence.

[Phones 4 Charity](#) is a national program designed to remove used cell phones from the environment while benefiting charitable organizations.

DISPOSAL OF TVs AND CRTs

TVs and CRTs, such as computer monitors, contain toxic metals and are banned from landfills and incinerators. TVs and CRTs should be recycled — as well as keyboards, toys, remote controls, cordless phones, and other electronic devices with circuit boards. All of these electronics can be recycled at Bulky Waste Day (see *Bulky Waste Day*, p. 21).



THINK SAFETY —

Do not take CRTs apart! There are real health risks associated with dismantling them:

- ▶ If mishandled or broken, the glass tube can implode, resulting in flying glass.
- ▶ CRTs hold a “latent” electric charge, even when unplugged. By touching the bare glass it is possible to receive a serious shock of up to 25,000 volts.
- ▶ CRTs are heavy and difficult to handle, so back and foot injuries are more likely to occur.

Did you know...?

- ▶ The average CRT contains about eight pounds of lead encased in the glass screen.
- ▶ Before these materials were banned from disposal in a landfill or incinerator, there were 75,000 to 90,000 tons per year arriving in these facilities.

BULKY WASTE DAY

Twice a year, on the first Saturdays in June and October, the Recycling and Solid Waste Committee offers Shutesbury residents a Bulky Waste collection at the Highway Department garage. Bulky Waste



Day is your chance to dispose of large items not accepted in weekly curbside trash collection — such things as "white goods" (enameled metal appliances such as stoves, washers, dryers, etc.), scrap metal, tires, and furniture. These can be brought to the Highway Department yard on Leverett Road any time between 10 am and 2 pm. Fees are assessed to cover the cost of the roll-off

containers and dumping. Because space is limited, extra large and multiple loads may not be accepted.

Hazardous waste materials are not accepted!

SHUTESBURY SWAP WEEK

Shutesbury Swap Week takes place during the week preceding each Bulky Waste Day, and residents are encouraged to place unwanted household items at roadside with a "free" sign. Usable furniture, toys, athletic equipment, flower pots, building materials, books, clothing, paint — anything that would be of use to others will gain an extended life with new owners. The designated week becomes a town-wide event. People take a ride around town, check out the offerings, and help to recycle and reuse those cast-off goodies along the roadsides. Unclaimed items can be brought to Bulky Waste Day at the end of the week.

BULKY WASTE DAY PROCEDURE

When you arrive at the Highway Department, you'll be directed to come through the east entrance. Before you enter the yard, your load will be checked in and a disposal cost will be assessed and collected. If you plan to pay by check, make the check out to Town of Shutesbury. Please bring small bills if you want to pay with cash.

On the right as you enter are two Trash roll-off containers and the area for “white goods” (refrigerators, etc.). The Swap Area is on your left next to the Recycling and Solid Waste Committee table (where you can buy or pick up trash bags). The Electronics station is in the garage, and the Metals roll-off container is to the left of the exit. To the right of the exit is a roll-off container especially for “things with springs” (mattresses, upholstered chairs, etc.)

SWAP AND DONATION AREA

Residents leave or take items at the swap and donation area. At the end of the day, any remaining gems are either donated to the Amherst Survival Center or disposed of. The general idea behind an acceptable swap or donation is to leave something of a quality and in a condition that you would give to family or friends to reuse.



You may be charged the disposal cost of some swap and donation items, such as large furniture or appliances, because there are no guarantees that they will be taken away by someone else. If they do remain at the end of the day, and are not suitable for Amherst Survival Center donation, the Recycling and Solid Waste Committee workers will have to load them for disposal and those costs must be covered.

CFCs, PROPANE TANKS, TIRES WITH RIMS

Here you can unload tires with rims and grill-sized propane tanks. Items with CFC's (chlorofluorocarbons, the refrigerant liquid) are set aside in the same area. These are later drained of their refrigerant to minimize ozone depletion.

ELECTRONICS AND CELL PHONES

Any items with electronic circuitry should be recycled here. The items commonly seen are computers, televisions, radios, stereos, CD players, cell phones, VCR's, fax machines, and answering machines. You can also drop off your unneeded cell phones at Town Hall.

There is a nominal charge for CRT (cathode ray tube) items such as televisions and computer monitors.



INKJET CARTRIDGES


A station near the Recycling Committee table is set up to receive bagged inkjet, laser, fax, and copier cartridges. The Shutesbury Elementary School PTO, the sponsor of this station, receives a modest rebate for each cartridge sent in to be recycled and refilled.

You'll find a list of acceptable laser or inkjet cartridges at www.cartridgesforkids.com/. In general, if there are electrical contact points on the casing, they are recyclable in this program.

Please keep your cartridges out of the waste stream and support the PTO in their ongoing fundraiser! You can also drop off your depleted inkjet cartridges at Town Hall, the Post Office, and the school at any time. Please no powder toner bottles, tubes, or printer ribbons: they can't be recycled.

SCRAP METAL

Any item that is metal or primarily metal goes in the scrap metal roll-off containers located to the left of the exit. Large and heavy metal items will be loaded into the container with a backhoe/loader.



THINGS WITH SPRINGS

To the right of the exit is the roll-off container for "things with springs". Because items such as mattresses, sofas, and upholstered chairs require special handling at the Covanta Energy site, they must be kept separate from other trash.

Tips for a successful Bulky Waste Day

- ▶ We are busiest in the first few hours of the event. As noontime approaches, the rush subsides, then picks up again in the final hour or so.
- ▶ Plan on unloading your items into the roll-offs without assistance. Check ahead with the Recycling Coordinator if you have questions on specific items or know that you'll have a very large item or overall volume.
- ▶ Plan ahead! Clean out the garage, basement, or camp in advance to minimize your stress on Bulky Waste Days.

FAQS — FREQUENTLY ASKED QUESTIONS

1. How do I get my bags? Town trash bags are distributed by Recycling and Solid Waste Committee volunteers at scheduled events beginning at the Annual Town Meeting in May and continuing through June. The schedule for each year is published in the spring edition of *Our Town* (the Town newsletter), local press, and on the Town website. We ask that you make every effort to pick up your bags on one of the distribution dates staffed by Committee volunteers. Town Hall staff cannot give out annual bag allotments in the period between Annual Town Meeting and the end of June.

2. Who do I notify, and how, when I have a problem with the weekly collection system? During the business day, call the Town Administrator at 259-1214. Town Hall staff may be able to resolve your problem through the haulers, before they finish the routes. If you discover a problem later in the day, leave a message at 259-1214 or send an email describing the situation to townadmin@shutesbury.org so the Town Administrator can follow up with you.

3. What do I do if my trash was “skipped” (mistakenly uncollected) on collection day? First, determine whether your trash was “skipped” or rejected. Check for a Rejection Notice, indicating a problem with your trash or recyclables. Were your neighbor’s picked up but yours were not? That may be an indication that yours were rejected, even if the hauler forgot to leave a notice or it blew away before you got home. Was your material too far from the road or stuck in a snow bank? If they were rejected, or there was cause for their being rejected, you must correct the problem and put the materials out for the next day scheduled for those items. If yours were not rejected but were skipped by mistake, call Town Hall at 259-1214 and report the error.

4. What happens if my trash bags are torn open by animals? If animals have torn open *your own* bags, they will not be picked up and cleanup is your responsibility. Dogs violating the Town’s Dog Control Bylaw can be reported at 259-2123 or 259-1214, whether the dog’s owner can be identified or not. Crows are another common trash raider. Putting your bags out at curbside within lidded containers can prevent both problems.

If your driveway is used as a forwarding point for trash bags from multiple families, and the bags are torn open or split when they are piled there, the hauler is responsible for cleaning up any debris when they return to collect them all. If they do not do so, please call the Town Administrator at 259-1214.

5. I am cleaning out a garage or basement, tearing down a shed, doing a remodeling job, or cleaning an entire house before selling and moving. How do I dispose of the materials? If you are doing some housecleaning or construction that involves a pickup-truck load or less, you can bring trash, construction materials, etc. to spring or fall Bulky Waste Day. If you have a lot of trash for Bulky Waste Day, you should contact the Recycling Coordinator to be sure your load will be accepted.

If you have more than a pickup load, or the material cannot be held until Bulky Waste Day, you need to exercise out-of-town options. Shutesbury residents are eligible to buy annual permits from the Town of Amherst to use their transfer station on Belchertown Road. You can then bring loads of materials there and will be charged according to the weight. You may need to rent a large container from a trash hauler or bring construction debris to an area landfill. Check your phone book for vendors and facilities.

6. Where can I get trash and recycling information in addition to what's in the Almanac? The Recycling and Solid Waste Committee occasionally posts notices of changes or upcoming events in the Amherst Bulletin, the Daily Hampshire Gazette, and through the Town emailing list. You can sign up for Town notices via email on the Town website www.shutesbury.org, and you can subscribe to the free Amherst Bulletin by calling 549-2000. In addition, you can go to the Materials Recycling Facility website www.springfieldmrf.org.

7. What do I do with my home medical waste? Home medical waste can be hazardous if handled improperly. It may infect other people who come in contact with your trash. Unwanted or expired medicines or drugs could be harmful to children or adults. Antibiotics poured down the drain can kill beneficial microbes in your septic system and may adversely affect fish and other aquatic organisms.

You should dispose of medical "sharps" (needles, syringes, lancets, etc.) by placing them in a rigid plastic or metal container with a screw-on or secure lid, such as a detergent or laundry bottle. Reinforce the lid with heavy-duty tape, place a label "CONTAINS SHARPS" on the

bottle, and put it in the trash. You might consider buying a needle clipping device and using special sharps containers. Also, check with your pharmacy: it may accept your used sharps.

By law, unwanted or expired prescriptions cannot be returned to the pharmacy. Wrap them well and place them in the trash. Individuals who have received cancer treatment drugs or radioactive medicines should follow specific instructions issued by the hospital on disposal of radioactive waste materials. Place disposable sheets, medical gloves, and soiled bandages in secure plastic bags before you put them in the trash.

8. What do I do with my used motor oil? Oil is toxic to plants, to fish, and to other animals. One quart of oil can contaminate a million gallons of drinking water. In Shutesbury, oil could contaminate your well and other water supplies throughout the region. So DO NOT dispose of used oil in the trash, on the ground, down the drain, or by burning!

Collect oil in a clean container with a screw cap. Clean up spills with kitty litter, vermiculite, or rags and then dispose of these in the trash. Puncture the domed part of the old filter with a sharp tool, drain the filter on a rack for 12 hours, and collect the oil as described above. Put the old filter in a sealed plastic bag with an absorbent material, such as kitty litter, and place the bag in the trash.

You can return used oil for recycling to the store where you purchased it. Retailers are required to accept used oil for recycling (up to 2 gallons per person per day) if you have the purchase receipt. Some service stations and repair garages will take used oil from customers as a courtesy. You can also take your used oil to a Household Hazardous Waste Collection Day (do *not* bring used oil to Bulky Waste Day).

9. How do I get rid of dead car batteries? Dead automobile batteries should never be thrown in the trash. State law prohibits landfills from accepting them because they contain lead, which can contaminate drinking water supplies. But there's another important reason not to throw used batteries away: many parts of them can be used again. You can take your used battery back to the retailer when you buy a new one. You can also dispose of dead car batteries at a Household Hazardous Waste Collection Day.

COMPOSTING

Composting is a controlled process of decomposition of organic material and it is a great way to keep organic matter out of the waste stream. It saves disposal costs and provides a valuable soil additive.

BENEFITS OF USING COMPOST

Plants love compost — and here's why:

- ▶ It increases the organic matter in soil and helps build sound root structure.
- ▶ It balances the pH of the soil.
- ▶ It makes nutrients in soil more readily available to plants.
- ▶ It makes clay soils airy so that they drain better.
- ▶ It improves the ability of sandy soils to hold moisture and resist erosion.
- ▶ It raises the vitamin and mineral content of food grown in a garden.
- ▶ It reduces reliance on petroleum-based fertilizers.



TO BEGIN COMPOSTING

There are many different ways to make compost. The following guidelines will get you started, but soon your own experience will help you tailor a method that best fits your needs.

Build or purchase a compost bin. Your grass, leaves, and branches can be composted in open piles, of course, but many households prefer to compost their organic kitchen scraps in bins. Compost bins can be purchased for \$20 apiece at Town Hall, on trash-bag distribution days, or on Bulky Waste Days. Compost bins are also available from garden catalogs, nurseries, and hardware stores. Enclosed compost piles keep pests out, hold heat and moisture in, and have a neat appearance. Or bins can be simply made of wire, wood, pallets, concrete blocks, and even garbage cans with drainage holes drilled in them.

Set up the bin in a convenient, shady area with good drainage. A pile that is about three feet square and three feet high will help maintain the heat generated by the composting organisms throughout the winter.

Start the pile with a layer of coarse material such as corn stalks to build in air passages. Add alternating layers of “brown” and “green” materials and mix them together. Sprinkle with soil every 12 inches. Be sure to bury food scraps in the center of the pile. If you don't have “brown” and “green” materials on hand at the same time, build your pile with “browns”

and mix in “greens” as they become available. Save several bags of leaves to add in the spring and summer when “browns” are scarce.

Add water as you build the pile if the materials are dry. You must keep the composting material damp (not wet!) for it to decompose.

Keep oxygen available to the compost organisms by fluffing the pile with a hoe or compost turning tool each time you add material. A complete turning of the pile — so the top becomes the bottom — in spring and fall should result in finished compost within a year. More frequent turning will shorten the composting time.

COMPOSTABLE MATERIALS

Yard wastes such as leaves, grass clippings and weeds make excellent compost. All fruit and vegetable scraps, plus food wastes such as coffee grounds, tea bags, and eggshells can be composted. To keep animals and odors out of your pile, do not add meat, bones, fatty food waste (such as cheese, grease, and oils), dog or cat litter, or diseased plants. For one reason or another, there are other items that should not be placed in a compost bin. Those items include: fish scraps, charcoal briquettes, bulky waste, insect-ridden plants, peanut butter, pet wastes, dairy products, greasy waste, weeds that spread by root and runners, and weeds with seeds.

“GREENS” AND “BROWNS”

Organic materials contain varying amounts of nitrogen and carbon which nourish the organisms naturally present in your compost pile. An easy way to provide these nutrients is to compost both moist green materials (such as grass clippings) that are high in nitrogen, as well as brown woody materials (such as autumn leaves) that are high in carbon. Here are some examples:

High Nitrogen: Greens	High Carbon: Browns
Grass clippings	Autumn leaves
Weeds	straw
Fruit & vegetable scraps, coffee grounds, tea bags, egg shells	Paper towels, napkins, and bags; coffee filters, newspaper
Manure	Cornstalks
Seaweed	Wood chips
Alfalfa hay, alfalfa meal	Saw dust
Blood meal	Pine needles

SAFER ALTERNATIVES FOR TOXIC PRODUCTS

The following is a list of safer substitutes for some household toxics. Generally these products can be purchased in any grocery store.

ANT CONTROL:

- ▶ Sprinkle cream of tartar in front of the ants' path. (Ants will not cross it.)

BUG SPRAY:

- ▶ Place screens on windows and doors.
- ▶ Brewer's yeast, taken daily, gives the skin a scent that mosquitoes avoid.

CHEMICAL FERTILIZERS:

- ▶ Use compost.

COPPER CLEANER:

- ▶ Pour vinegar and salt over copper and rub.

DEODORIZERS & AIR FRESHENERS:

- ▶ Open windows or use exhaust fans as a natural air freshener.
- ▶ A dish of hot vinegar can get rid of fish odors.
- ▶ Baking soda placed in the refrigerator reduces odors.
- ▶ Fresh cut flowers or dried flower petals and spices can add a nice scent to a room; boiling potpourri or cinnamon and cloves in water will also produce a nice scent.

DETERGENTS (LAUNDRY & DISHWASHING):

- ▶ Replace detergents with soaps that are relatively "non-toxic" and "biodegradable". To wash out residues from detergents, pre-wash in washing soda (crystalline sodium carbonate).

DRAIN OPENERS:

- ▶ Pour boiling water down the drain. Do this every week for preventative maintenance.
- ▶ Use plumber's helper (plunger) or a plumber's snake.

FLEA & TICK PRODUCTS:

- ▶ Put brewer's yeast or garlic in your pet's food.
- ▶ Sprinkle fennel, rue, rosemary, or eucalyptus seeds and leaves around the area where your pet sleeps.

FLOOR CLEANERS:

- ▶ Use soap and water.
- ▶ Use washing soda and water.
- ▶ Use white vinegar and water.

FURNITURE POLISH:

- ▶ Mix 1 teaspoon of lemon juice in 1 pint of mineral or vegetable oil.

GENERAL CLEANERS (ALL PURPOSE CLEANSERS):

- ▶ Mix three tablespoons washing soda (crystalline sodium carbonate) in one quart of warm water.
- ▶ Use baking soda with a small amount of water.

GLASS AND WINDOW CLEANERS:

- ▶ Use cornstarch and water.
- ▶ Mix one-half cup of vinegar and one quart warm water; wipe with newspapers.
- ▶ Use lemon juice and dry with a soft cloth.

MOTH BALLS:

- ▶ Use cedar chips, lavender flowers, rosemary, mint, or white peppercorns.

OVEN CLEANERS:

- ▶ Mix three tablespoons of washing soda (crystalline sodium carbonate) in one quart of warm water.
- ▶ Place liners in oven to catch drips during baking.
- ▶ Sprinkle salt on spills while the spill is warm and then scrub.
- ▶ Clean spills using steel wool and baking soda.

PESTICIDES:

- ▶ Plant marigolds.

RAT POISON:

- ▶ Put a screen over drains.
- ▶ Use mechanical snap mouse and rat traps.

RUG DEODORIZER:

- ▶ Deodorize dry carpets by sprinkling liberally with baking soda. Wait at least 15 minutes and vacuum. Repeat if necessary.

SCOURING POWDER:

- ▶ Dip a damp cloth in baking soda and rub.
- ▶ Use steel wool.

SILVER POLISH:

- ▶ Boil 2 to 3 inches of water in a shallow pan with 1 teaspoon of salt, 1 teaspoon of baking soda, and a sheet of aluminum foil. Totally submerge silver and boil for 2 to 3 more minutes. Wipe away tarnish. Repeat if necessary. (Do not use method on antique silver knives).
- ▶ Use nonabrasive toothpaste.


SNAIL & SLUG BAIT:

- ▶ Place a shallow pan with beer in the infested area.
- ▶ Overturn clay pots; snails take shelter in them during sunny days and thus can be collected and removed.

JUNK MAIL

THE PROBLEM

Most of us are tired of seeing our mailboxes fill up with stacks of junk mail. This unwanted mail clutters our homes and costs hundreds of thousands of tax dollars to dispose of every year.



THE SOLUTION

There are several ways you can let advertisers know you want to be removed from their mailing lists.

- ▶ Go to www.catalogchoice.org and enter catalogs you do not wish to receive. The service contacts the company and requests taking your name and customer number off their mailing list.
- ▶ If you are getting duplicate magazine or catalog mailings, call the Customer Service Representative at the company's 800 number, or send both labels and ask them to eliminate the extra copy.
- ▶ Go to the [mass.gov Consumer's Guide](http://mass.gov/Consumer's%20Guide) for advice on dealing with junk mail and (e-mail) spam. That site suggests sending a postcard to the Direct Marketing Association's Mail Preference Service with your name, address and phone number in all the various ways they appear on the junk mail you receive. The Service will add your name to the "delete file" where it will remain for five years. Approximately 70% of direct marketers use the Service to avoid sending unwanted mail.

Mail Preference Service

Box 643

Direct Marketing Association

Carmel, NY 10512

- ▶ Junk mail *with first class postage* can be returned without requiring additional postage. Write "Return to Sender" on the envelope.
- ▶ Use postage-paid response cards and envelopes to return junk mail. Be sure to include the mailing label and request to be removed from the mailing list.
- ▶ When you apply for a credit card, magazine subscription, or membership in an organization, or donate to a charity, look for a check -box or write "Please do not rent, sell, trade or give my name to other businesses or organizations" on your application.
- ▶ Have the phone company remove your name from the published phone directory. Some mailing list companies use the directory as a source of addresses.

SHUTESBURY TRASH DISPOSAL AND RECYCLING BYLAW

The following Trash Disposal and Recycling Bylaw was passed unanimously by Annual Town Meeting on May 1, 1999, and approved by the Attorney General on August 3, 1999. (The official copy of the Bylaw is on record with the Town Clerk.)

In order to implement a mandatory recycling program in conjunction with ordinary waste collection, residents of every household whose trash is collected by the Town shall separate out waste material into the following categories before depositing trash collection:

1. At curb side: glass, cans, plastics and other recyclable containers as designated by the Materials Recycling Facility (MRF).
2. At curb side: paper and paper products.
3. Recyclable batteries and fluorescent light bulbs, to be collected as designated by the Town.
4. Banned materials as designated by the Town, including yard waste, bulky items, household hazardous waste, mercury-bearing waste and cathode ray tubes.

Enforcement: If no separation takes place, the driver of the trash collection truck shall reject the material and notify the residents of that household. If a second offense occurs, the driver shall again reject the material and issue a second notice. The driver shall record the street number of the household. For third and subsequent offenses, the material shall be rejected and the driver shall report the street number to the Town. A designated enforcing agent shall go to the location to confirm that the load does contain recyclable materials. Under non-criminal disposition, as provided by in MGL Ch.40, §21D, a ticket shall be issued.

The following schedule of penalties shall take effect on July 1, 1999:

1. First ticket: \$25.00
2. Second ticket: \$50.00
3. Third and subsequent tickets: \$75.00

ENFORCING AGENTS: Recycling Coordinator, Recycling and Solid Waste Committee, Town Administrator, Board of Health, Selectboard, Police Department.

HISTORY OF SHUTESBURY'S RECYCLING PROGRAM

Shutesbury residents have always been conscious of their impact on the environment. We love our rural beauty and have worked hard to protect it from pollution. For several decades, Shutesbury has operated a recycling program, utilizing new options as they became available and making the process more convenient for residents at each stage. Over the years, often using incentive grants and assistance from the MRF Advisory Board and the state Department of Environmental Protection, we have continued to upgrade and adjust our system and options.

Throughout the 1980's, we had a drop-off recycling station at the Highway Department where people brought their paper, cardboard, glass bottles and jars, and tin cans. It was messy and cumbersome, but we used it! Trash was picked up at curbside, and that cost was built into the tax base as one of the few universal municipal services. We were soon able to transition to curbside pickup of recyclables.

In 1990 our program got a boost with the opening of the Materials Recycling Facility (MRF) in Springfield. With the guaranteed availability of a facility to receive our recyclable materials, our municipal recycling rate climbed steadily between 1994 and 1999. In July of 2000, in the face of rising disposal costs, increasing trash tonnage, and stagnant recycling figures, we transitioned to the current Pay As You Throw (PAYT) trash system which resulted in a further increase in our recycling rate.

After the closing of the Amherst Landfill (the politically-correct term for the old "dump") in the summer of 2002, the Recycling and Solid Waste Committee spent more than six months evaluating our next options. We found that aggressive recycling and waste reduction, coupled with incineration and electricity generation, offered the most cost-effective and environmentally sound solution — and this is where we are today.

This *Almanac* has been designed to help everyone in Shutesbury increase their recycling, reduce the amount of trash they create, and properly handle what is left through composting, hazardous waste collections, and our "bulky waste" program.



The Recycling and Solid Waste Committee dedicates this second edition of the Shutesbury Recycling Almanac to the memory of Gary Dihlmann. Gary passed away in 2007.

Gary wore many hats in town over the years. One of his longest-running commitments was to Shutesbury's recycling programs. Early on, he saw the value in minimizing our trash volume, and in recycling or reusing materials whenever possible.

While serving as the Highway Superintendent, he contributed to the maintenance of the various recycling systems located at the Highway Department yard and assisted the groups and individuals running those systems.

He was a founding member of our Committee and did whatever he could to keep the programs functioning and moving forward, always with an eye toward a common sense approach.

We continue to abide by his values and his work ethic as we explore and implement real-life solutions to our trash and recycling needs.

Thank you, Gary.

Recycling and Solid Waste Committee
October 2008

Second Edition
— 2008 —